



iPad Vesa Mount (Part no. 11212)



Package content

- ① Ipad Vesa mount in two pcs
- ② Screws


1. Assemble the Vesa mount with the 2 included screws




2. Fasten the Vesa mount to the stand with the bolts, washers and nuts



3. Connect the cables



4. Assemble the iPad mount on the Vesa mount with the screws and nuts



* Lightning Digital AV Adapter - not included in the package. You can order this from Apple Store
 ** 1,5 m long HDMI cable - not included in the package
 *** Micro HDMI adapter - not included in the package
 **** You can order the shown Ipad Mount with Security Lock from <http://www.maclocks.eu/ipad-lock/add-subcategory.html>